

## HSP60 (6C8) monoclonal antibody

Catalog: MB0177

Host: Mouse

Reactivity: Human, Mouse, Rat

### BackGround:

HSPs (also known as molecular chaperones) fall into six general families: HSP 90, HSP 70, HSP 60, the low molecular weight HSPs, the immunophilins, and the HSP 110 family. The constitutively expressed mitochondrial protein HSP 60 shares the ability to recognize and stabilize proteins during folding, assembly and disassembly with other HSP family members. The mitochondrial and cytosolic localization of HSP 60, combined with its binding and catalysis of folding of newly synthesized proteins destined for the mitochondrial matrix, classify this protein as a molecular chaperone. An additional role of HSP 60 is to act as a cell surface marker for  $\gamma/\delta$  T cell recognition.

### Product:

Purified mouse monoclonal in buffer containing 0.1M Tris-Glycine (pH 7.4, 150 mM NaCl) with 0.2% sodium azide, 50% glycerol

### Molecular Weight:

Predicted band size: 60KDa

Observed band size: 60KDa

### Swiss-Prot:

P10809

### Purification&Purity:

The antibody was affinity-purified from mouse ascites by affinity-chromatography using epitope-specific immunogen and the purity is > 95% (by SDS-PAGE).

### Applications:

WB: 1:1000

IP: 1:50~200

IF: 1:50~200

### Storage&Stability:

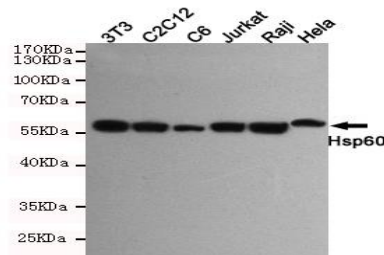
Store at 4 °C short term. Aliquot and store at -20 °C long term. Avoid freeze-thaw cycles.

### Specificity:

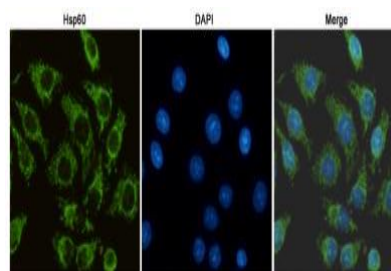
This antibody detects endogenous levels of HSP60 and

does not cross-react with related proteins.

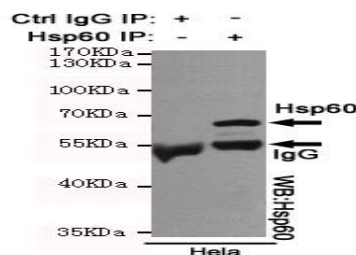
### DATA:



Western blot detection of Hsp60 in HeLa, Raji, Jurkat, C6, C2C12 and 3T3 cell lysates using Hsp60 mouse mAb (1:1000 diluted).



Immunocytochemistry staining of HeLa cells fixed with -20 °C Methanol and using Hsp60 mouse mAb (dilution 1:100).



Immunoprecipitation analysis of HeLa cell lysates using Hsp60 mouse mAb.

### Note:

For research use only, not for use in diagnostic procedure.

### Bioworld Technology, Inc.

Add: 1660 South Highway 100, Suite 500 St. Louis Park, MN 55416, USA.

Email: [info@bioworld.com](mailto:info@bioworld.com)

Tel: 6123263284

Fax: 6122933841

### Bioworld technology, co. Ltd.

Add: No 9, weidi road Qixia District Nanjing, 210046, P. R. China.

Email: [info@biogot.com](mailto:info@biogot.com)

Tel: 0086-025-68037686

Fax: 0086-025-68035151