

## H2AFY polyclonal antibody

Catalog: BS8670

Host: Rabbit

Reactivity: Human, Mouse, Rat

### BackGround:

Histones are basic nuclear proteins that are responsible for the nucleosome structure of the chromosomal fiber in eukaryotes. Nucleosomes consist of approximately 146 bp of DNA wrapped around a histone octamer composed of pairs of each of the four core histones (H2A, H2B, H3, and H4). The chromatin fiber is further compacted through the interaction of a linker histone, H1, with the DNA between the nucleosomes to form higher order chromatin structures. This gene encodes a member of the histone H2A family. It replaces conventional H2A histones in a subset of nucleosomes where it represses transcription and participates in stable X chromosome inactivation. Alternative splicing results in multiple transcript variants encoding different isoforms.

### Product:

1mg/ml in PBS with 0.1% Sodium Azide, 50% Glycerol.

### Molecular Weight:

~ 40kDa

### Swiss-Prot:

O75367

### Purification&Purity:

The antibody was affinity-purified from rabbit antiserum by affinity-chromatography using epitope-specific immunogen and the purity is > 95% (by SDS-PAGE).

### Applications:

WB: 1:500~1:2000

IHC: 1:50~1:200

IF: 1:50~1:200

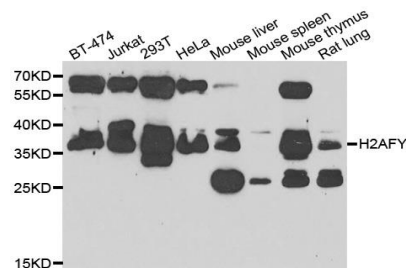
### Storage&Stability:

Store at 4 °C short term. Aliquot and store at -20 °C long term. Avoid freeze-thaw cycles.

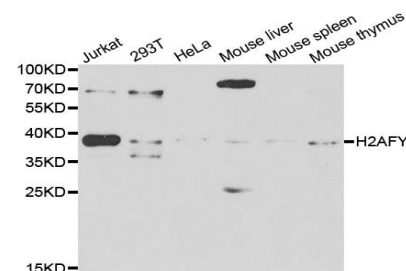
### Specificity:

H2AFY polyclonal antibody detects endogenous levels of H2AFY protein.

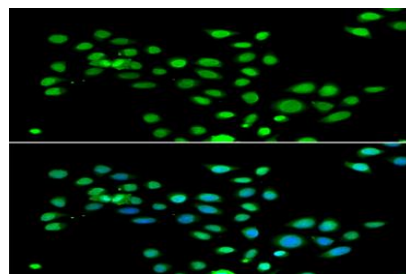
### DATA:



Western blot analysis of extracts of various cell lines, using H2AFY antibody.



Western blot analysis of extracts of various cell lines, using H2AFY antibody.



Immunofluorescence analysis of U2OS cell using H2AFY antibody.

Blue: DAPI for nuclear staining.

### Note:

For research use only, not for use in diagnostic procedure.

### Bioworld Technology, Inc.

Add: 1660 South Highway 100, Suite 500 St. Louis Park, MN 55416, USA.

Email: [info@bioworld.com](mailto:info@bioworld.com)

Tel: 6123263284

Fax: 6122933841

### Bioworld technology, co. Ltd.

Add: No 9, weidi road Qixia District Nanjing, 210046, P. R. China.

Email: [info@biogot.com](mailto:info@biogot.com)

Tel: 0086-025-68037686

Fax: 0086-025-68035151