

SOX5 polyclonal antibody

Catalog: BS8629

Host: Rabbit

Reactivity: Human, Mouse, Rat

BackGround:

This gene encodes a member of the SOX (SRY-related HMG-box) family of transcription factors involved in the regulation of embryonic development and in the determination of the cell fate. The encoded protein may act as a transcriptional regulator after forming a protein complex with other proteins. The encoded protein may play a role in chondrogenesis. A pseudogene of this gene is located on chromosome 8. Multiple transcript variants encoding distinct isoforms have been identified for this gene.

Product:

1mg/ml in PBS with 0.02% sodium azide, 50% glycerol, pH7.2

Molecular Weight:

84KDa

Swiss-Prot:

P35711

Purification&Purity:

The antibody was affinity-purified from rabbit antiserum by affinity-chromatography using epitope-specific immunogen and the purity is > 95% (by SDS-PAGE).

Applications:

WB, 1:1000 - 1:5000 | IHC-P, 1:50 - 1:200 | IF/ICC, 1:50 - 1:100

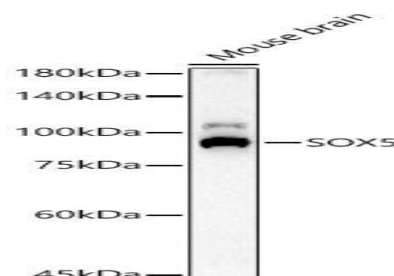
Storage&Stability:

Store at 4 °C short term. Aliquot and store at -20 °C long term. Avoid freeze-thaw cycles.

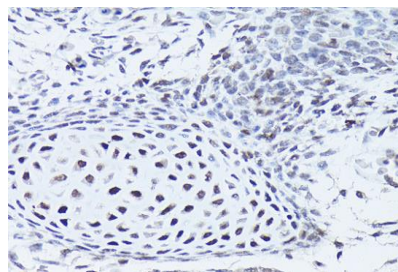
Specificity:

SOX5 polyclonal antibody detects endogenous levels of SOX5 protein.

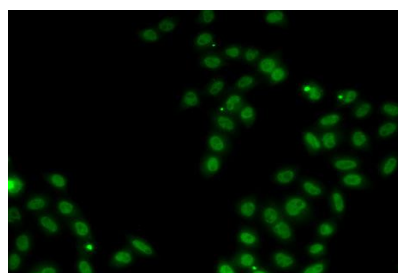
DATA:



Western blot analysis of lysates from Mouse brain, using SOX5 pAb at 1:2000 dilution.



Immunohistochemistry of paraffin-embedded mouse embryos using SOX5 Rabbit pAb at dilution of 1:50. Perform high pressure antigen retrieval with 10 mM citrate buffer pH 6.0 before commencing with IHC staining protocol.



Immunofluorescence analysis of MCF7 cells using SOX5 antibody.

Note:

For research use only, not for use in diagnostic procedure.

Bioworld Technology, Inc.

Add: 1660 South Highway 100, Suite 500 St. Louis Park, MN 55416, USA.

Email: info@bioworld.com

Tel: 6123263284

Fax: 6122933841

Bioworld technology, co. Ltd.

Add: No 9, weidi road Qixia District Nanjing, 210046, P. R. China.

Email: info@biogot.com

Tel: 0086-025-68037686

Fax: 0086-025-68035151