

## UVRAG polyclonal antibody

Catalog: BS71241

Host: Rabbit

Reactivity: Human, Mouse, Rat

### BackGround:

UVRAG (UV radiation resistance-associated gene), also known as p63 or DHTX, is a 699 amino acid cytoplasmic protein. UVRAG has been shown to activate the BECN1/PI 3-kinase complex, which promotes autophagy. Autophagy is the degradation of cellular proteins in the lysosomes, and when this pathway is suppressed, cell growth is deregulated. Mutations in the gene encoding UVRAG have been associated with colon cancer, suggesting that UVRAG is also involved in suppressing the proliferation and tumorigenicity of human colon cancer cells. UVRAG has been found to complement the ultraviolet sensitivity of xeroderma pigmentosum group C cells.

### Product:

Rabbit IgG, 1mg/ml in PBS with 0.02% sodium azide, 50% glycerol, pH7.2

### Molecular Weight:

~ 100 kDa

### Swiss-Prot:

Q9P2Y5

### Purification&Purity:

The antibody was affinity-purified from rabbit antiserum by affinity-chromatography using epitope-specific immunogen and the purity is > 95% (by SDS-PAGE).

### Applications:

WB 1:500 - 1:2000

IHC 1:50 - 1:200

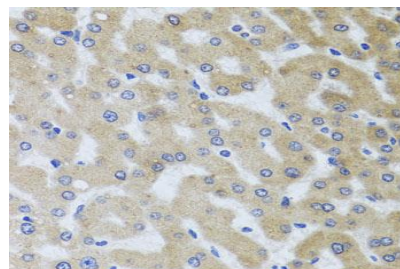
### Storage&Stability:

Store at 4 °C short term. Aliquot and store at -20 °C long term. Avoid freeze-thaw cycles.

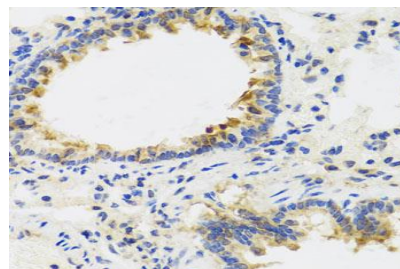
### Specificity:

UVRAG polyclonal antibody detects endogenous levels of UVRAG protein.

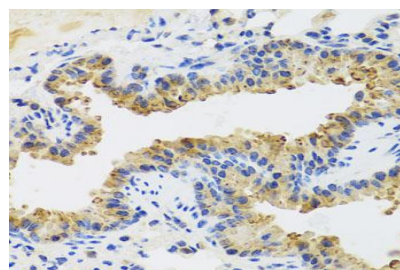
### DATA:



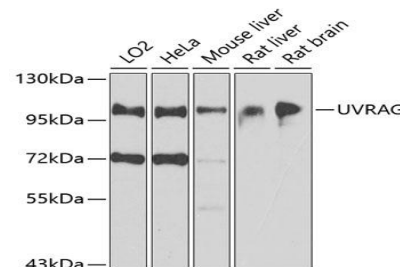
Immunohistochemistry of paraffin-embedded human liver injury using UVRAG antibody at dilution of 1:100 (x40 lens).



Immunohistochemistry of paraffin-embedded rat lung using UVRAG antibody at dilution of 1:100 (x40 lens).



Immunohistochemistry of paraffin-embedded mouse lung using UVRAG antibody at dilution of 1:100 (x40 lens).



Western blot analysis of extracts of various cell lines, using UVRAG antibody.

### Bioworld Technology, Inc.

Add: 1660 South Highway 100, Suite 500 St. Louis Park, MN 55416, USA.

Email: [info@bioworld.com](mailto:info@bioworld.com)

Tel: 6123263284

Fax: 6122933841

### Bioworld technology, co. Ltd.

Add: No 9, weidi road Qixia District Nanjing, 210046, P. R. China.

Email: [info@biogot.com](mailto:info@biogot.com)

Tel: 0086-025-68037686

Fax: 0086-025-68035151



## PRODUCT DATA SHEET

Bioworld Technology, Inc.

Note:

For research use only, not for use in diagnostic procedure.

---

**Bioworld Technology, Inc.**

Add: 1660 South Highway 100, Suite 500 St. Louis Park,  
MN 55416, USA.

Email: [info@bioworld.com](mailto:info@bioworld.com)

Tel: 6123263284

Fax: 6122933841

---

**Bioworld technology, co. Ltd.**

Add: No 9, weidi road Qixia District Nanjing, 210046,  
P. R. China.

Email: [info@biogot.com](mailto:info@biogot.com)

Tel: 0086-025-68037686

Fax: 0086-025-68035151